


colour the number in beads below

Class _____

Name _____

Example	①	②	③	④
12	30	3	84	60
⑤	⑥	⑦	⑧	⑨
15	50	7	40	3
⑩	⑪	⑫	⑬	⑭
28	80	96	81	5
⑮	⑯	⑰	⑱	⑲
61	20	9	16	31

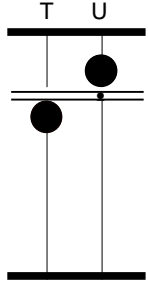
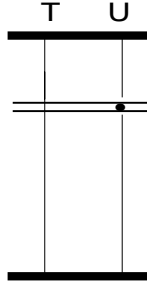
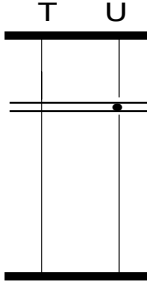
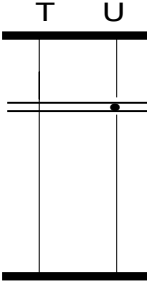
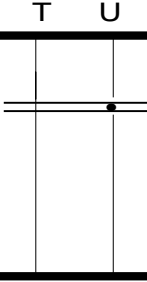
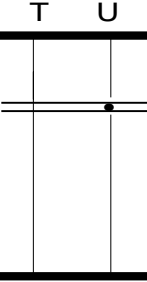
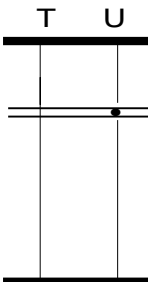
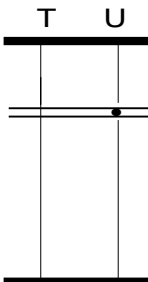
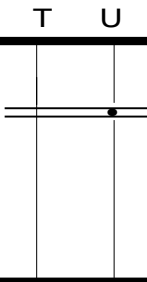
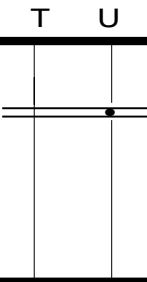
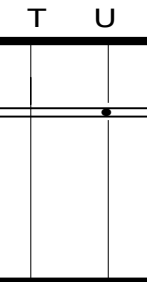
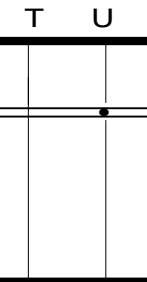
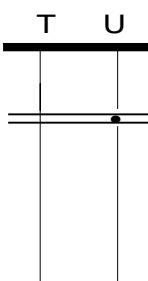
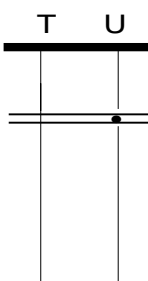
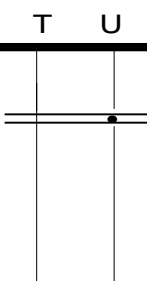
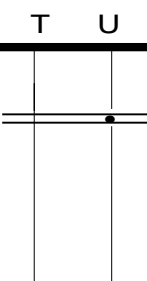
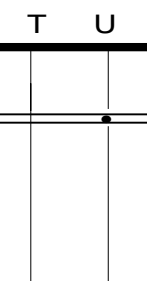
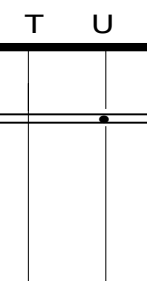
Note: soroban beads normally look like this. 
Here we have used circles, which are easier to colour in.


show the numbers on the soroban

Class _____

Name _____

Use circles to show the numbers on the soroban.

Example	1	2	3	4	5
15					
					
6	7	8	9	10	11
					
12	13	14	15	16	17
					

Note: soroban beads normally look like this. 
But for this exercise, it is easier to draw circles.